

Scaled data based on original data using
LM-79-08 Approved Method: Electrical and Photometric Measurements of Solid-
State Lighting Products

Test Report Prepared for
Cooper Lighting Solutions
(formerly Eaton)

Brand: INVUE

Report Number: P401740

Luminaire Tested: **ENV-SA1E-827-U-SL3**

Issue Date: 5/20/2020

Test Information

Test Method: LM-79-08
Report Number: P401740
TEST IS SCALED FROM IESNA LM-79-08 TEST DATA (G1-2004-754-3)
Test Lab: INNOVATION CENTER
Issue Date: 5/20/2020
Manufacturer: COOPER LIGHTING SOLUTIONS (FORMERLY EATON)
Product Line: INVUE
Catalog Number: ENV-SA1E-827-U-SL3
Description: ENTRI LED LUMINAIRE
(1) 80 CRI, 2700K, 1050mA LIGHTSQUARE WITH 16 LEDS AND TYPE III SPILL
LIGHT ELIMINATOR OPTICS
Light Source: -
Ballast/Driver: ELECTRONIC DRIVER

Summary

Lumens per Lamp: N/A
Luminaire Lumens: 5073 lumens
Efficiency: N/A
Efficacy: 88.7 lumens/watt
Luminous Opening: Rectangular (W 0.5' x L: 0.5' x H: 0')
IES Classification: Type III - Medium - Non-Cutoff
BUG Rating: B1 - U0 - G2

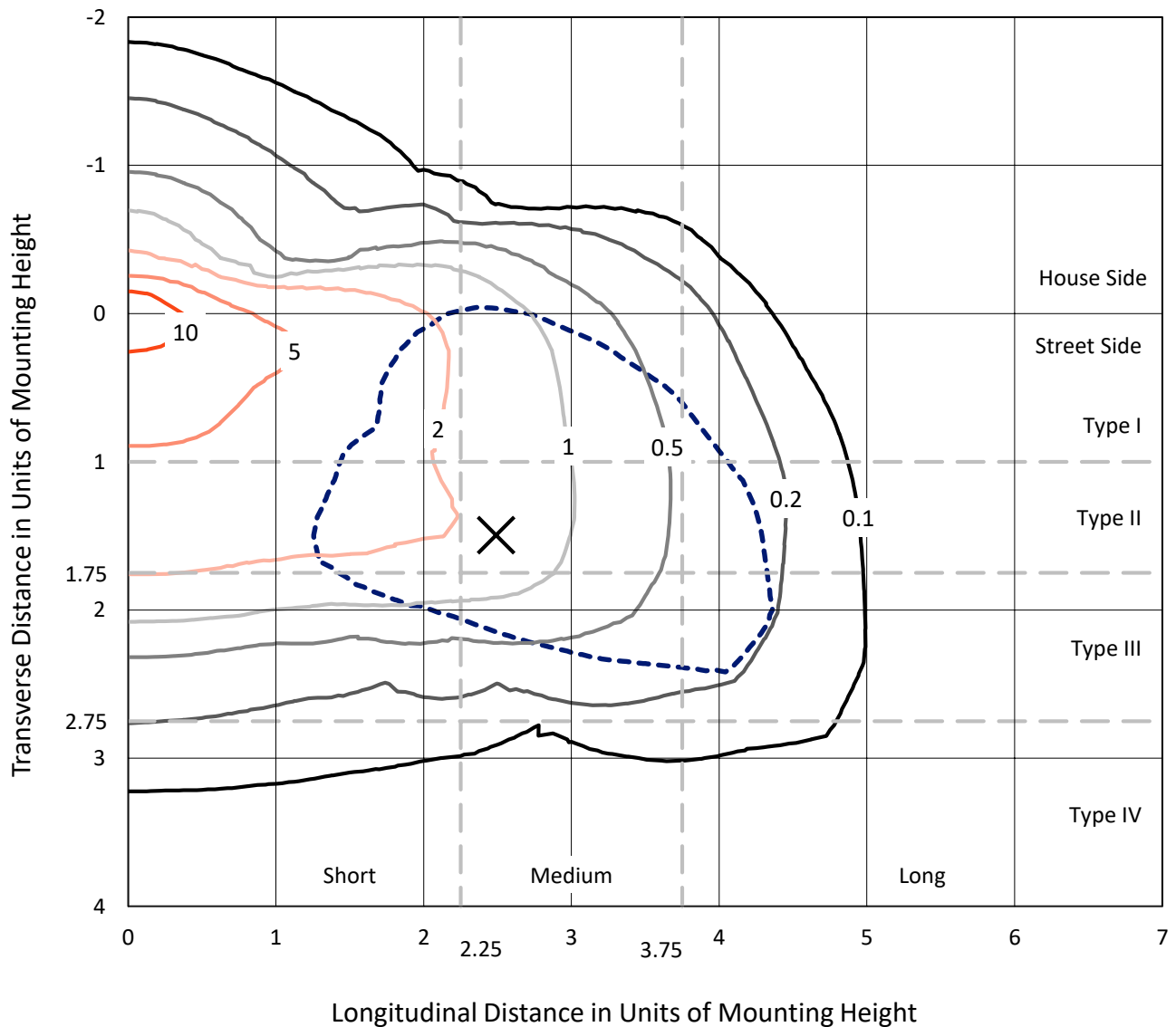
Input Watts (W): 57.2
Input Voltage (V): NR
Input Current (Ain): NR
Voltage Rise (V): NR
Power Factor: NR
Total Harmonic Distortion (THDi): NR
Frequency (hertz): 60
Stabilization Time: NR
Operation Time: NR
Ambient Temperature (°C): NR
Test Distance: 25 FT



REPORT NUMBER: P401740
 CATALOG NUMBER: ENV-SA1E-827-U-SL3

Iso-Footcandle Lines of Horizontal Illumination

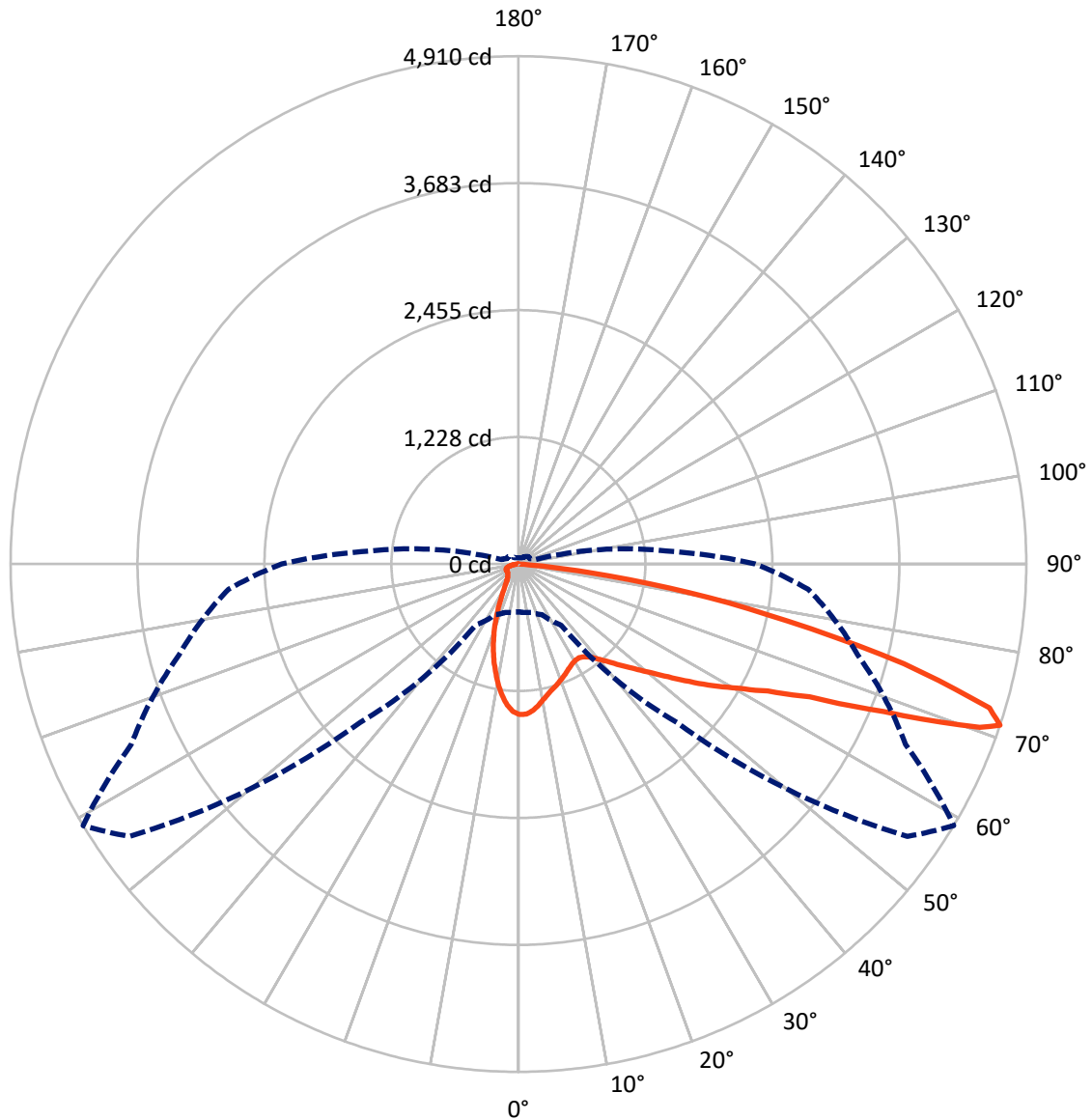
× Max cd
 - - - 1/2 Max cd



Based on 10 foot mounting height. Maximum calculated value = 14.6 fc
 Type III - Medium - Non-Cutoff

REPORT NUMBER: P401740
CATALOG NUMBER: ENV-SA1E-827-U-SL3

Luminous Intensity Polar Plot



— Vertical Plane Through 59-Deg Lateral - - - Horizontal Cone Through 71-Deg Vertical

REPORT NUMBER: P401740

CATALOG NUMBER: ENV-SA1E-827-U-SL3

FLUX DISTRIBUTION:

		Downward	Upward	Total
House Side	Lumens	861.0	0.0	861.0
	% Fixture	17.0	0.0	17.0
Street Side	Lumens	4212.0	0.0	4212.0
	% Fixture	83.0	0.0	83.0
Total	Lumens	5073.0	0.0	5073.0
	% Fixture	100.0	0.0	100.0

Coefficient of Utilization

ZONAL LUMENS:

Zone	Lumens	% Fixture
0°-10°	125.7	2.5
10°-20°	282.5	5.6
20°-30°	359.1	7.1
30°-40°	459.0	9.0
40°-50°	637.0	12.6
50°-60°	943.1	18.6
60°-70°	1274.8	25.1
70°-80°	904.0	17.8
80°-90°	87.8	1.7
90°-100°	0.0	0.0
100°-110°	0.0	0.0
110°-120°	0.0	0.0
120°-130°	0.0	0.0
130°-140°	0.0	0.0
140°-150°	0.0	0.0
150°-160°	0.0	0.0
160°-170°	0.0	0.0
170°-180°	0.0	0.0
0°-90°	5073.0	100.0
0°-180°	5073.0	100.0



REPORT NUMBER: P401740

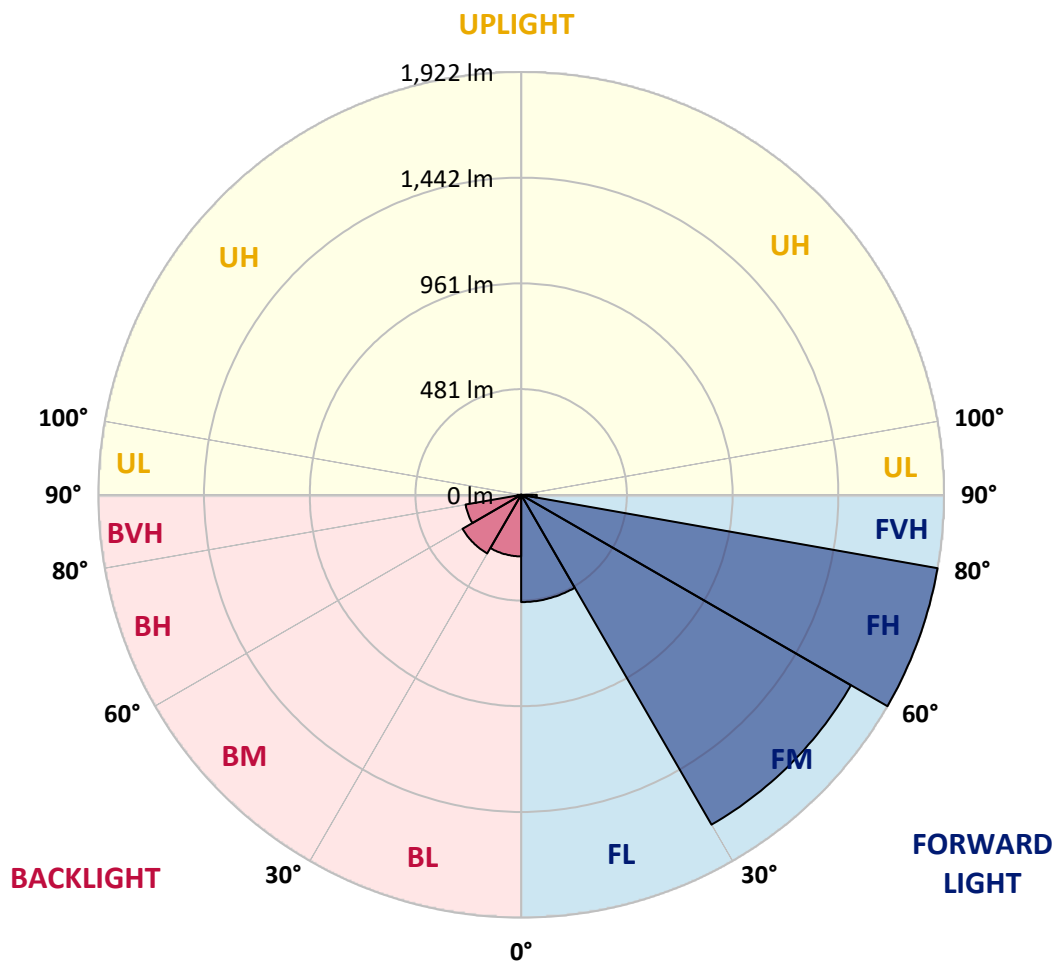
CATALOG NUMBER: ENV-SA1E-827-U-SL3

LUMINAIRE CLASSIFICATION SYSTEM LUMEN TABLE AND BUG RATING:

Zone	Lumens	% Fixture	Zone Rating/Lumen Limit		
			B	U	G
FL (0°-30°)	487.6	9.6			
FM (30°-60°)	1731.2	34.1			
FH (60°-80°)	1922.1	37.9			G2/5000
FVH (80°-90°)	71.1	1.4			G1/100
BL (0°-30°)	279.7	5.5	B1/500		
BM (30°-60°)	308.0	6.1	B1/1000		
BH (60°-80°)	256.6	5.1	B1/500		G1/500
BVH (80°-90°)	16.7	0.3			G1/100
UL (90°-100°)	0.0	0.0		U0/0	
UH (100°-180°)	0.0	0.0		U0/0	

BUG Rating: B1-U0-G2

Type III Medium





REPORT NUMBER: P401740

CATALOG NUMBER: ENV-SA1E-827-U-SL3

CANDELA DISTRIBUTION (FULL):

	0°	5°	15°	25°	35°	45°	55°	59°	65°	75°	85°
0°	1455.4	1455.4	1455.4	1455.4	1455.4	1455.4	1455.4	1455.4	1455.4	1455.4	1455.4
2.5°	1442.9	1448.1	1450.3	1454.0	1454.0	1455.4	1454.0	1453.2	1456.2	1453.2	1445.1
5°	1379.0	1381.2	1387.8	1395.2	1402.5	1417.9	1422.4	1425.3	1431.9	1433.4	1425.3
7.5°	1292.2	1300.3	1309.2	1318.7	1334.1	1355.5	1373.8	1381.2	1393.7	1401.0	1389.3
10°	1218.7	1223.2	1227.6	1244.5	1268.7	1298.1	1317.2	1331.2	1351.1	1360.6	1349.6
12.5°	1145.2	1148.9	1157.7	1180.5	1205.5	1240.8	1275.3	1286.4	1309.9	1329.0	1320.2
15°	1088.6	1088.6	1095.2	1120.2	1146.7	1193.7	1234.2	1251.1	1280.5	1307.7	1296.7
17.5°	1038.6	1040.9	1045.3	1061.4	1098.2	1147.4	1198.9	1220.2	1257.0	1292.2	1277.5
20°	1010.7	1009.2	1012.2	1020.3	1049.7	1101.9	1163.6	1188.6	1234.2	1282.7	1259.2
22.5°	1001.2	999.7	997.5	996.8	1015.9	1060.0	1126.1	1157.0	1213.6	1277.5	1242.3
25°	1008.5	1008.5	1001.9	989.4	998.2	1028.4	1092.3	1125.4	1190.8	1273.9	1226.8
27.5°	1028.4	1028.4	1018.8	1002.6	999.0	1012.2	1062.9	1098.2	1171.7	1276.1	1214.3
30°	1055.6	1054.8	1045.3	1031.3	1020.3	1015.9	1048.9	1081.3	1158.5	1285.6	1208.4
32.5°	1086.4	1085.0	1080.5	1071.0	1057.8	1038.6	1050.4	1079.1	1155.5	1302.5	1209.2
35°	1123.2	1121.0	1123.2	1118.0	1105.5	1085.0	1077.6	1100.4	1170.2	1334.1	1221.7
37.5°	1155.5	1154.1	1165.1	1168.0	1165.1	1137.9	1128.3	1143.0	1204.8	1384.1	1247.4
40°	1182.7	1184.2	1204.0	1225.4	1229.8	1206.2	1199.6	1212.1	1260.6	1445.1	1293.7
42.5°	1212.9	1217.3	1246.7	1284.9	1299.6	1284.2	1287.8	1296.7	1331.2	1528.2	1360.6
45°	1242.3	1251.8	1292.2	1341.5	1379.0	1379.0	1391.5	1400.3	1422.4	1632.6	1458.4
47.5°	1293.7	1300.3	1344.4	1404.0	1461.3	1479.7	1514.2	1511.3	1528.2	1747.3	1573.0
50°	1360.6	1371.6	1416.5	1478.2	1551.0	1603.2	1642.9	1648.8	1655.4	1864.9	1709.0
52.5°	1453.2	1466.5	1503.2	1560.5	1646.5	1731.8	1815.6	1811.9	1803.1	1992.8	1864.9
55°	1546.6	1560.5	1595.1	1641.4	1742.8	1873.7	2010.4	2005.3	1964.8	2123.6	2008.9
57.5°	1641.4	1653.2	1689.2	1729.6	1849.4	2041.3	2216.2	2219.9	2136.8	2269.2	2151.5
60°	1681.1	1698.7	1787.7	1865.6	2015.6	2227.3	2426.5	2436.0	2315.5	2416.2	2308.8
62.5°	1501.7	1523.1	1670.1	1880.3	2243.4	2586.0	2699.9	2705.8	2530.8	2578.6	2480.8
65°	1111.4	1110.7	1262.8	1577.5	2197.8	3067.4	3187.2	3094.6	2798.4	2794.0	2708.0
67.5°	636.6	655.7	704.2	940.9	1674.5	3156.4	4054.6	3812.8	3272.5	3129.2	3010.8
70°	513.1	508.7	523.4	586.6	913.0	2595.5	4619.9	4730.2	3945.8	3402.6	2942.5
71°	462.4	469.0	483.7	541.0	720.4	2165.5	4592.0	4910.2	4129.6	3395.3	2812.4
72.5°	397.7	399.1	433.0	500.6	591.7	1527.5	4245.7	4761.8	4322.2	3299.0	2621.2
75°	270.5	274.2	327.1	402.8	540.3	725.5	3038.0	3851.7	3934.1	3082.9	2164.8
77.5°	155.1	158.0	196.3	294.8	460.2	511.6	1864.9	2661.7	2828.5	2254.4	1160.7
80°	80.1	83.8	108.8	186.0	351.4	413.8	1069.5	1673.7	1609.1	779.2	269.0
82.5°	21.3	24.3	31.6	66.9	169.8	269.8	474.1	692.4	494.7	161.7	97.8
85°	0.0	0.0	0.0	0.7	1.5	37.5	100.0	124.2	69.1	31.6	26.5
87.5°	0.0	0.0	0.0	0.0	0.7	1.5	1.5	1.5	1.5	2.2	2.9
90°	0.0	0.0	0.0	0.0	0.0	0.0	0.0	0.0	0.0	0.0	0.0



REPORT NUMBER: P401740

CATALOG NUMBER: ENV-SA1E-827-U-SL3

CANDELA DISTRIBUTION (continued):

	90°	95°	105°	115°	125°	135°	145°	155°	165°	175°	180°
0°	1455.4	1455.4	1455.4	1455.4	1455.4	1455.4	1455.4	1455.4	1455.4	1455.4	1455.4
2.5°	1443.7	1443.7	1439.3	1432.6	1425.3	1408.4	1411.3	1398.1	1399.6	1398.1	1398.1
5°	1418.7	1414.3	1403.2	1382.7	1359.9	1329.7	1325.3	1301.1	1287.1	1282.7	1287.8
7.5°	1384.1	1371.6	1343.7	1307.7	1264.3	1225.4	1189.3	1157.0	1132.7	1122.4	1118.0
10°	1338.6	1323.1	1277.5	1214.3	1154.8	1093.8	1037.2	1000.4	951.9	937.2	932.8
12.5°	1301.1	1274.6	1206.2	1118.0	1025.4	944.6	868.1	790.9	744.6	711.5	706.4
15°	1268.7	1231.2	1133.5	1019.5	904.1	792.4	688.8	585.1	519.7	491.8	471.9
17.5°	1240.1	1191.5	1060.7	913.0	770.3	622.6	496.2	396.9	355.8	334.5	335.2
20°	1210.7	1148.9	985.0	806.4	638.0	474.1	350.6	304.3	283.7	279.3	277.1
22.5°	1182.7	1100.4	904.9	701.3	502.8	348.4	282.3	259.5	254.3	254.3	254.3
25°	1151.1	1051.1	824.0	593.9	380.8	274.9	242.6	234.5	236.0	238.9	239.6
27.5°	1125.4	1008.5	743.9	469.7	295.5	233.8	216.8	215.4	221.3	227.9	227.9
30°	1102.6	969.6	657.1	366.8	235.2	205.1	199.2	201.4	207.3	213.2	215.4
32.5°	1087.2	934.3	579.2	285.2	200.7	185.2	183.8	186.7	192.6	195.5	197.7
35°	1080.5	908.5	495.4	230.1	178.6	170.5	169.8	172.0	174.9	175.7	174.9
37.5°	1087.9	890.9	409.4	194.8	164.7	160.2	159.5	159.5	159.5	160.2	159.5
40°	1109.2	884.3	332.3	172.0	155.8	152.2	150.0	147.7	146.3	146.3	145.5
42.5°	1154.1	894.6	266.8	158.8	149.2	144.8	140.4	137.5	135.3	134.5	134.5
45°	1226.1	923.2	222.0	150.0	143.3	136.7	131.6	128.6	126.4	127.2	126.4
47.5°	1325.3	971.0	196.3	144.1	137.5	128.6	123.5	120.6	119.8	122.0	122.8
50°	1437.8	1038.6	180.8	139.7	133.0	122.0	116.1	113.9	114.7	119.1	119.8
52.5°	1570.1	1126.1	174.2	136.7	129.4	116.1	111.0	108.8	110.3	115.4	116.1
55°	1712.7	1226.1	183.8	138.2	125.7	112.5	106.6	103.6	105.8	110.3	111.0
57.5°	1857.5	1349.6	216.1	138.9	121.3	109.5	102.2	97.8	99.2	102.9	103.6
60°	2003.8	1472.3	272.0	139.7	119.8	106.6	98.5	91.9	92.6	94.8	95.6
62.5°	2175.8	1628.2	345.5	142.6	121.3	104.4	91.9	84.5	84.5	86.0	86.0
65°	2436.7	1860.5	394.0	141.1	125.0	102.2	85.3	77.9	77.2	77.9	77.9
67.5°	2624.2	1891.3	274.9	133.0	127.2	102.9	81.6	72.0	70.6	69.8	69.8
70°	2425.7	1591.4	181.6	125.7	123.5	104.4	78.7	68.4	65.4	63.2	62.5
71°	2288.3	1434.1	168.3	122.8	120.6	102.9	77.2	66.2	63.2	61.7	61.0
72.5°	2084.6	1279.8	155.1	118.3	113.9	100.0	75.0	64.0	60.3	58.1	57.3
75°	1647.3	981.3	136.0	108.8	98.5	82.3	69.1	59.5	55.9	52.9	52.2
77.5°	744.6	390.3	104.4	94.1	80.1	65.4	60.3	55.1	50.7	48.5	47.8
80°	208.0	148.5	76.4	74.2	60.3	50.7	48.5	47.0	45.6	42.6	42.6
82.5°	96.3	86.7	54.4	52.2	41.2	36.0	38.2	39.0	39.0	36.0	35.3
85°	26.5	28.7	25.0	27.9	26.5	24.3	27.9	30.1	31.6	28.7	26.5
87.5°	2.2	5.1	6.6	11.0	13.2	14.0	17.6	21.3	22.1	17.6	18.4
90°	0.0	0.0	0.0	0.0	0.0	0.0	0.0	0.0	0.0	0.0	0.0

(END OF REPORT)